



Drafting Chair Assembly Instructions



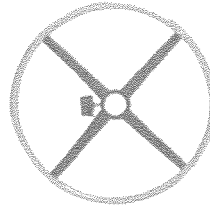
Back with bellow




Seat with mechanism




Gas lift & footring



Base with castors



1. Firmly insert gaslift into 5-star base from above



2. Insert the footring from the top of the gaslift



3. Place seat onto gaslift, aligning gaslift with round hole in bottom of seat mechanism. apply downward pressure on seat to secure gaslift into mechanism.



4. Insert back bar at the bottom edge through the mechanism.

