











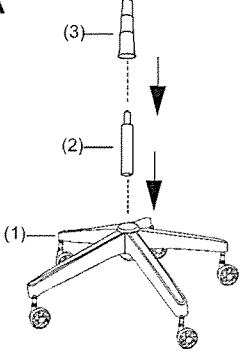


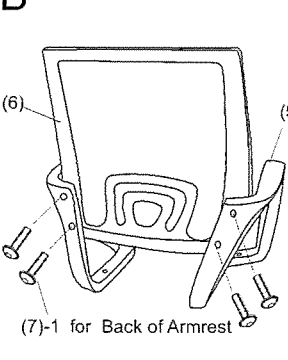
Assembling Instruction

(1) Base & Castors 	(2) Gas Lift 	(3) Cupa Plastic Cover 	(4) Mechanism & Seat 
(5) Armrests 	(6) Back 		
<p>(7)</p> <ol style="list-style-type: none">  X4 (1/4"x25mm) for Back of Armrest  X4 (M6x30mm) for Seat of Armrest  X4 Washer for Mechanism & Seat of Armrest  X4 Cores for Arm Screw  X1 (5*25*65mm) Hexangular key 			
			

A

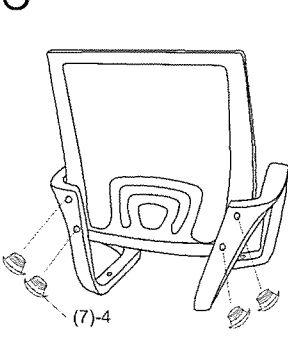


B



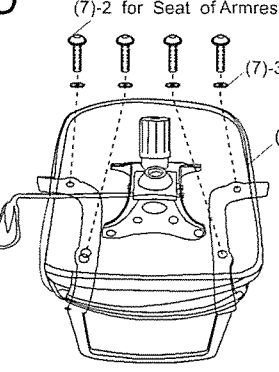
(7)-1 for Back of Armrest

C



(7)-4

D



(7)-2 for Seat of Armrest

(7)-3

(4)

E

